

Engelsk

Læse- og skrivehæfte om påske



Navn: _____

Klasse: _____

Easter

Every year, in spring, we celebrate Easter. But it is not always on the same date.

Draw a line from the text to the matching picture.
Write the text on the lines.


1. An easter egg



2. Egg with legs



3. An Easter Bunny



4. A yellow dress



5. A nest with eggs



Easter


Easter is a happy time in the Christian church. It is when we remember Jesus' death and the day he came back to life.

Draw a line from the text to the matching picture.
Write the text on the lines.

1. A chicken



2. A green feather



3. An Easter cake



4. Flowers on an egg



5. A boy is running



Easter

To many, Easter is also about Easter eggs, cut-out letters, chicks, and Easter egg hunts.

Draw a line from the text to the matching picture.
Write the text on the lines.


1. The sun is shining



2. Bird in a nest



3. A beautiful flower



4. Stars on an egg



5. A blue bunny




Easter

The Easter Bunny visits the garden and hides eggs that both children and adults can find. It is a fun game.

Draw a line from the text to the matching picture.
Write the text on the lines.

1. Chicken with ears



2. A bunny




3. A bird house



4. A purple egg



5. Spring flowers



Easter

The eggs you can find in the garden are not real eggs, but eggs made of chocolate. Yummy!

Draw a line from the text to the matching picture.
Write the text on the lines.


1. A bunny is hiding



2. Easter decorations



3. A sweet girl



4. Two pretty eggs



5. Chickens



Easter

At Easter, you can also paint and draw on eggs. Give them some color and let them decorate your home.

Draw a line from the text to the matching picture.
Write the text on the lines.

1. He is a bunny




2. Bunny with an egg




3. Pink flowers



4. Hen and eggs



A green egg



Easter

There are five Easter days. These days are when we remember Jesus' last days on earth.

Draw a line from the text to the matching picture.
Write the text on the lines.


1. Bunny and egg.

2. A blue cloud

3. Two eggs

4. A purple hen

5. Flowers on an egg



Easter

The five Easter days are: Palm Sunday, Maundy Thursday, Good Friday, Easter Sunday and Easter Monday.

Draw a line from the text to the matching picture.
Write the text on the lines.


1. Easter decorations




2. Yellow bird-house



3. A chocolate egg



4. Five flowers



5. A green egg



Easter

In the spring, when it is Easter, everything starts to grow. There are many flowers that bloom in the spring.

Draw a line from the text to the matching picture.
Write the text on the lines.

1. Two pretty eggs



2. A cute bunny




3. Eggs in a car



4. A butter-fly



5. Girl with egg



Easter

Many families have Easter traditions; special things they do in the same way every year at Easter.

Draw a line from the text to the matching picture.
Write the text on the lines.

1. A lamb



2. Three eggs



3. A cross



4. Striped egg



5. A blue feather

