




# Mit hæfte om plus




Mit navn:



# Plus




Minus



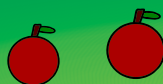

4 æbler var på et træ  
2 æbler faldt af.



$$4 - 2 = \square$$



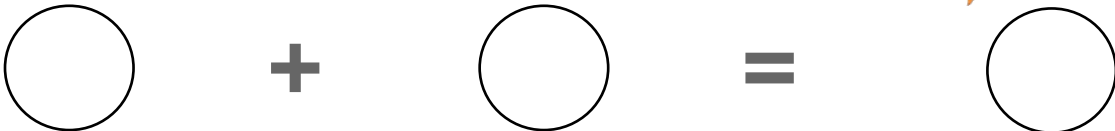

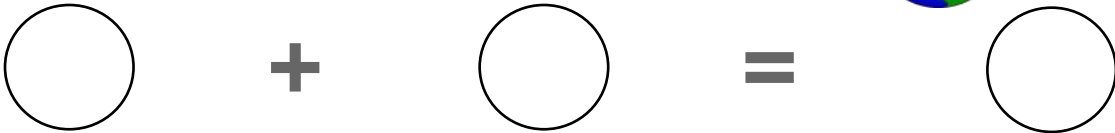
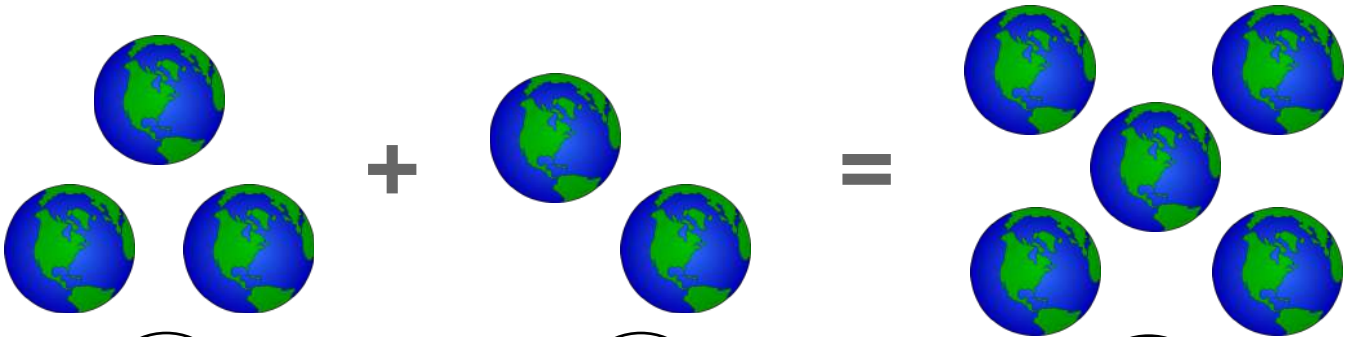
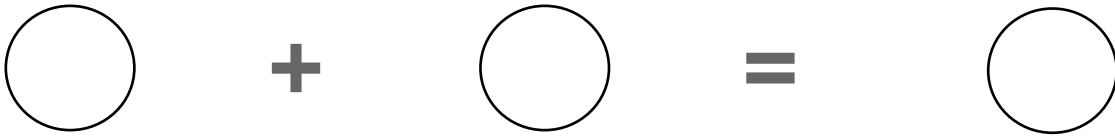

7 æbler var på et træ  
2 æbler faldt af.



$$7 - 2 = \square$$


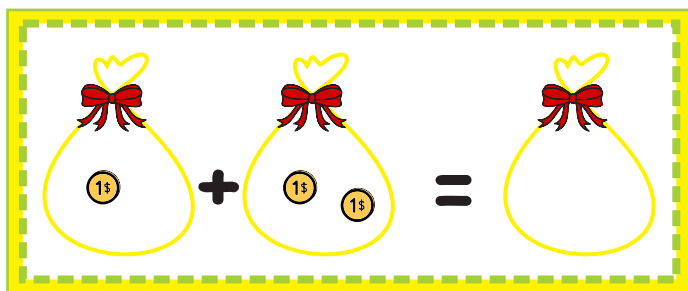



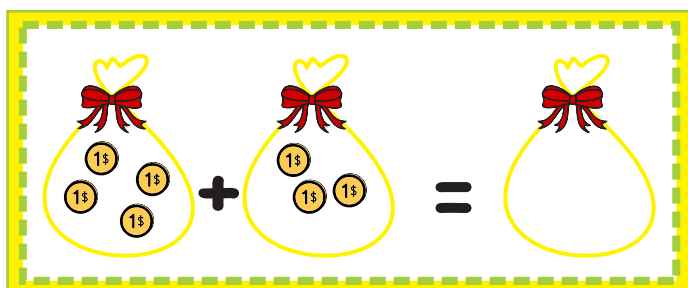

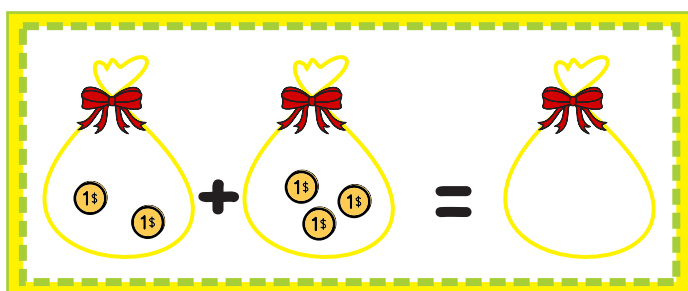




# Plus



# Plus

■ Tæl mønterne og skriv tallet.



# Plus



■ Tæl fingerne og skriv hvor mange der er i alt.



+




=




+



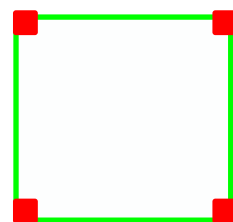
=




+



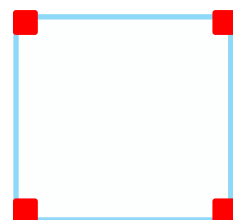
=



+




=



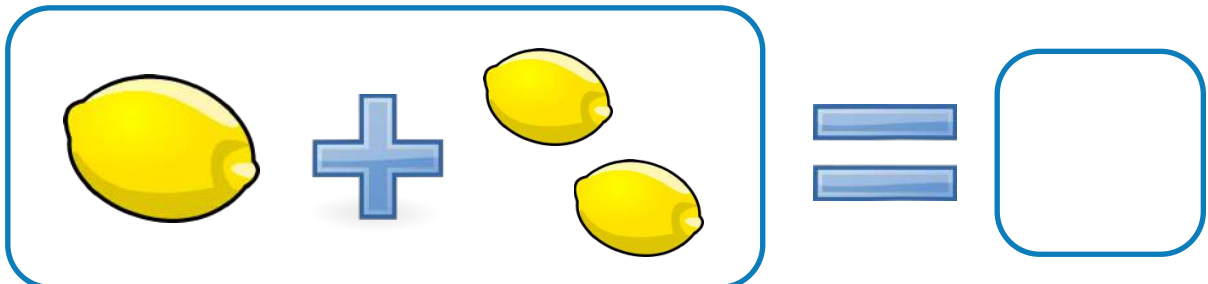


+



=



# Plus



# Plus

■ Hvor mange prikker er der i alt. Tæl, farv og skriv.



$2 + 4 =$



$1 + 4 =$



$4 + 3 =$




$4 + 4 =$



$1 + 3 =$



$1 + 1 =$



$7 + 1 =$



$6 + 1 =$



$2 + 1 =$





$2 + 2 =$




# Plus

tæl og skriv




Fugle i himlen =



Fugle på jorden =

Fugle i alt =



Fly i himlen =




Fly på jorden =

Fly i alt =

# Plus

■ Plus tallene og skriv resultatet.



$2 + 1$

 $=$ 

$2 + 3$

 $=$ 

$3 + 2$

 $=$ 

$4 + 2$

 $=$ 

$1 + 4$

 $=$ 

$6 + 3$

 $=$ 

$4 + 2$

 $=$ 

$5 + 1$

 $=$ 

$3 + 3$

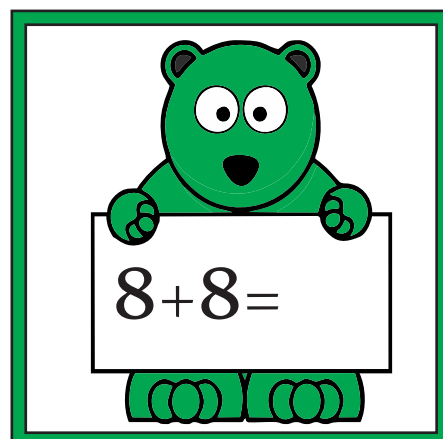

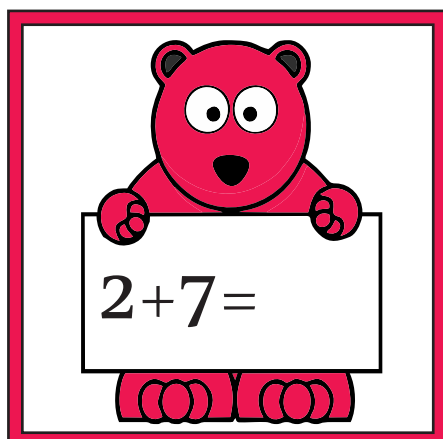
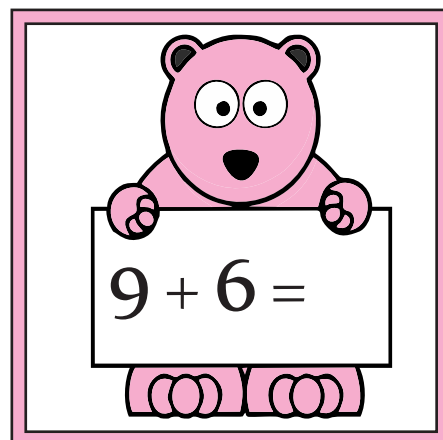




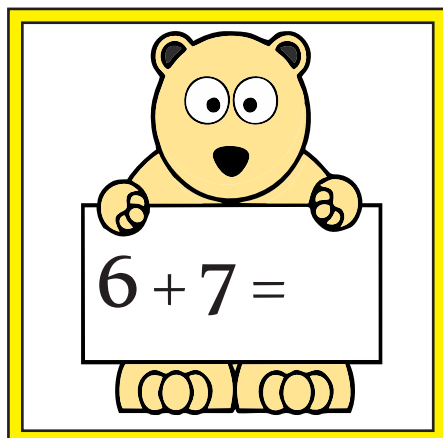
 $=$ 

$1 + 1$

 $=$

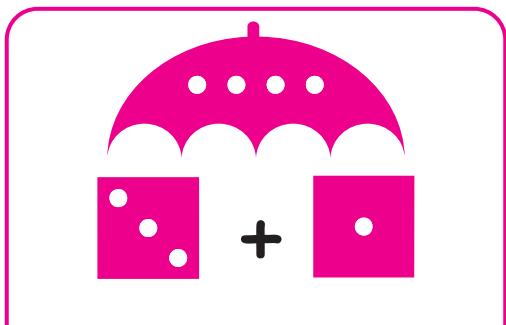
# Plus

■ Udregn og skriv det rigtige tal.




# Plus

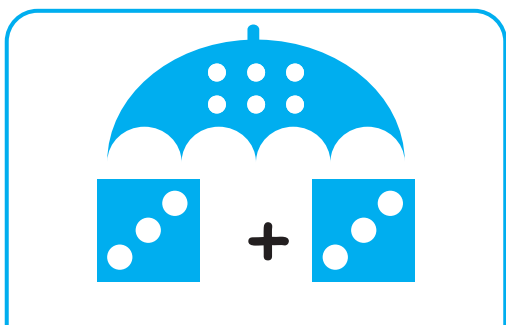
■ Tæl prikkerne og skriv tallet.



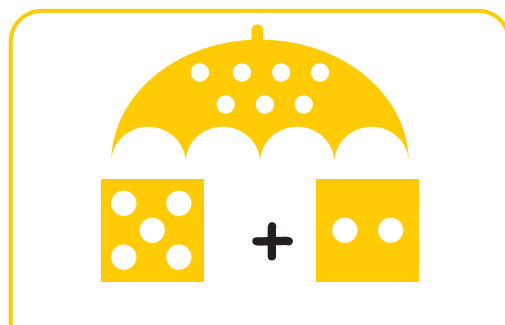
+  =



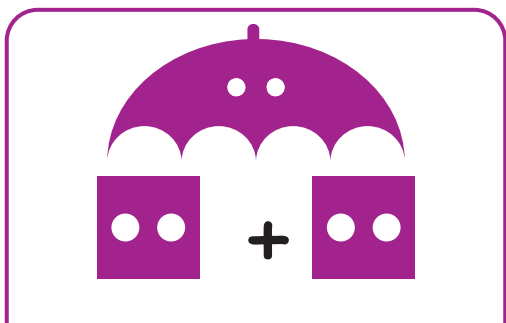
+  =




+  =



+  =






+  =



+  =

# Plus



# Plus

■ Skriv det tal der mangler, så tallet nederst bliver rigtigt.

