








Følg vejen og tegn på strengen,  
så drengen finder vej til moskéen









Klip ud og sæt brikken på det rigtige billede.



# Sæt en streg mellem to ens handlinger.



# tæl moskéer og skriv antallet nederst



# Tæl og sæt ring om tallet.



5      6      9

3      1      2





6      4      3

6      5      4


8      5      9

6      8      4

# Hvilke personer kommer til hvilken moské?



# Farv figuren.





# Tæl maden og skriv tallet nederst.







Klip ordet ud og sæt det under det rigtige billede.




Bedekrans

Bedetæppe



Moské

Koran





Kabaen

Hijab



# Match de gode gerninger med Koranen



# Hvilket billedet passer til hvilken skygge?



Klip tallene ud, tæl antallet og sæt det ind ved de rigtige billeder.





7 6 4 9 8




# Find forskelle



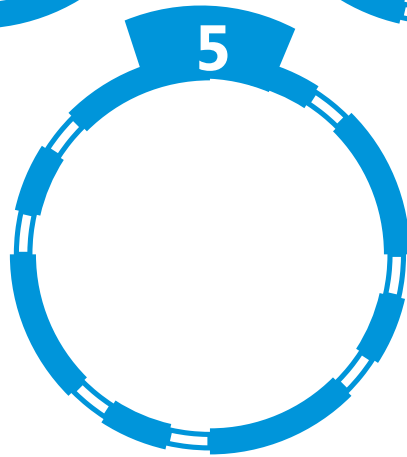
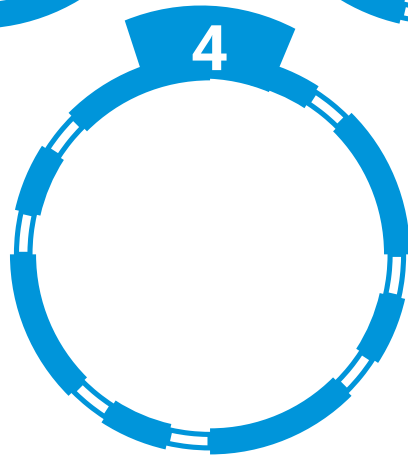
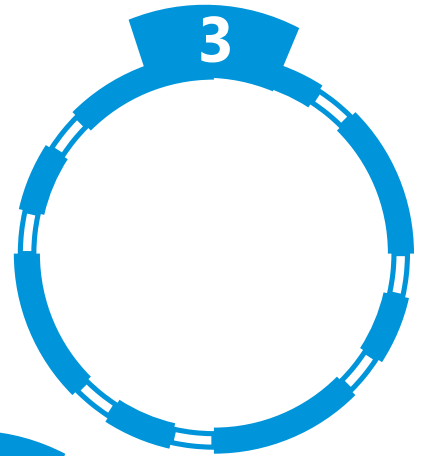
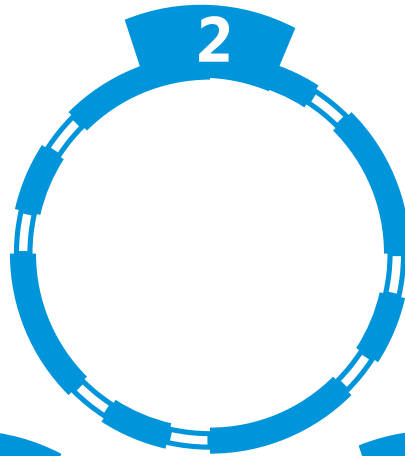
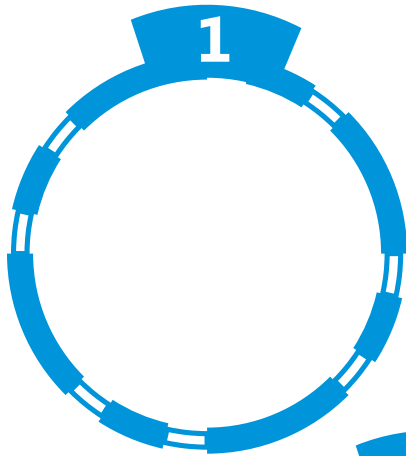
# Find vej til moskéen.



Klip ud og sæt firkanterne så de danner et billede.



Klip ud og indsæt navnet på bønnen i rigtig rækkefølge.



**Magrib**  
مغرب

**Fajar**  
فجر





**Asar**  
عصر

**Isha**  
عشاء


**Zuhar**  
ظهر



# Hvilket billede skal være det næste?



# Tegn hvad du elsker at spise til Iftar?



# Farv kassen med det rigtige ord.



Moské

Hus

Bede

Lege

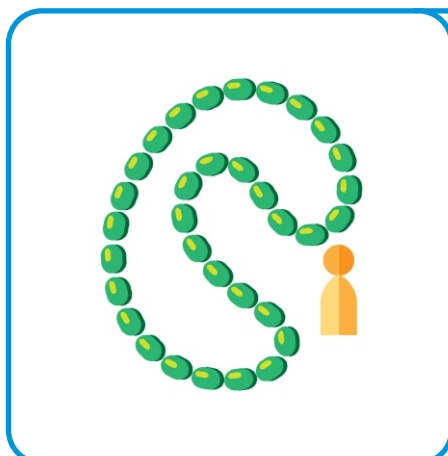


Koran

Bog

Wudu

Vaske sig



Halskæde

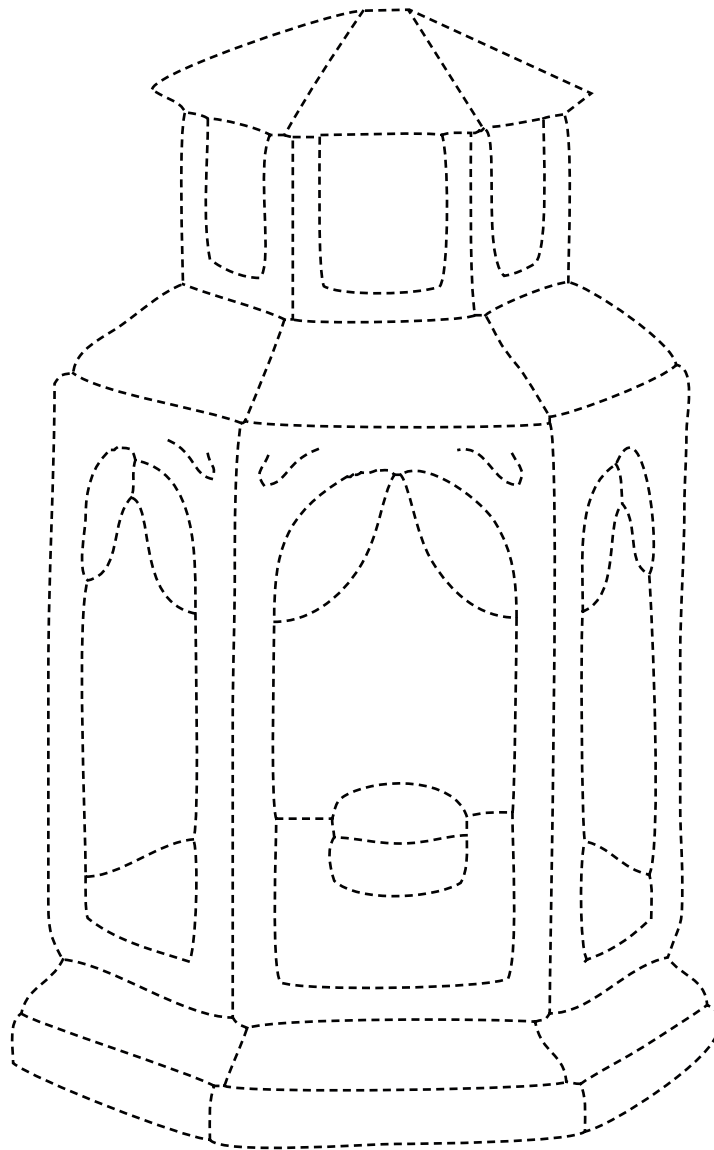

Bedekrans

Recitere







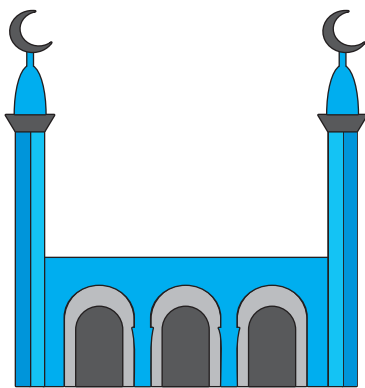


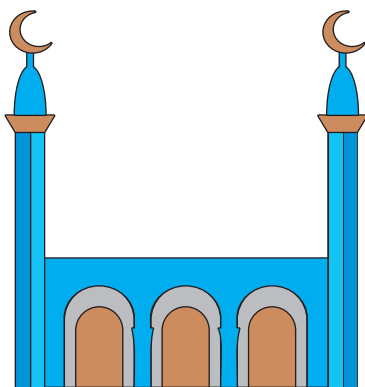



Læse





# Farv figuren.






Hvor passer farven hen? Klip ud.





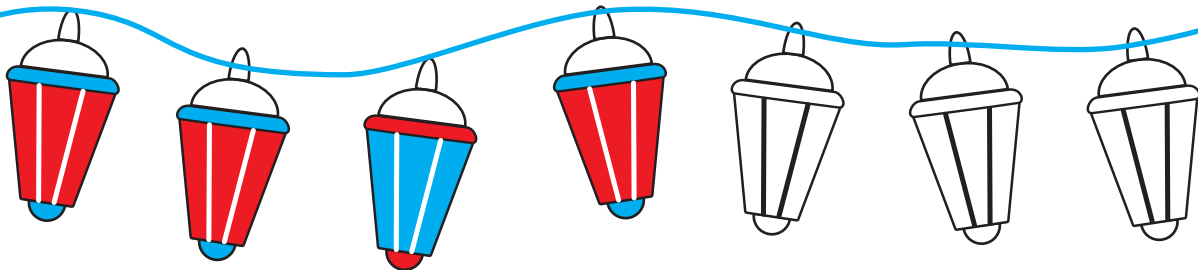
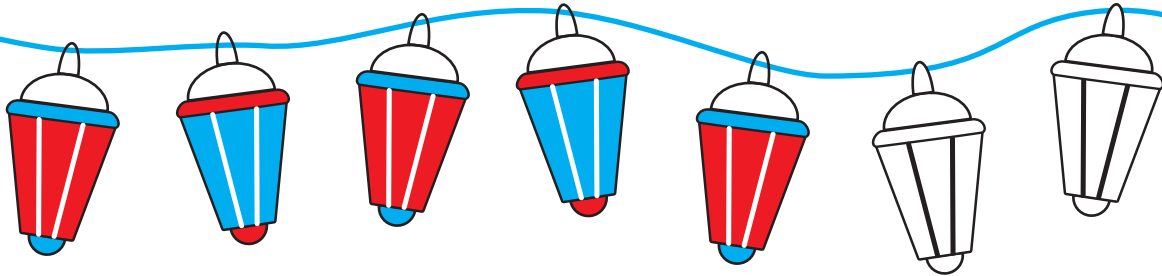
# Hvilken en passer ikke ind?



Sæt ring om antallet.




# Fortsæt mønsteret.









Find vej til moskéen.




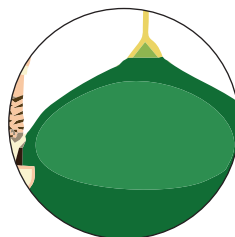




# Klip ud og byg din egen moské.





# Klip ud og byg din egen moské.




# Hvilke brik manger? Klip ud.




Sæt streg hen til det rigtige antal.




5




4



6



10



9

# Find forskelle



# Farv figuren.

